



Stride Forward On-line Survey #2

April 5, 2022, 12:57 PM

Contents

i.	Summary of responses	2
----	----------------------	---

Stride Forward On-line Survey #2

Tell us more! Let's take a deep dive into your travels about town.

Summary Of Responses

As of April 5, 2022, 12:57 PM, this forum had:

Attendees: 824
Responses: 579
Hours of Public Comment: 29.0

Topic Start

March 15, 2022, 3:55 PM

QUESTION 1

Q1 On a typical day, what is your primary means of travel? (select one)



QUESTION 2

Q2 If all means of travel were equally convenient and safe, which means of travel would you prefer to use? (Select one)



Stride Forward On-line Survey #2

Tell us more! Let's take a deep dive into your travels about town.

QUESTION 3

Q3 Gas prices are up dramatically. How has this changed your daily travel decisions? (Check all that apply)

		%	Count
It has not changed my daily travel decisions		47.8%	276
I go out less		18.0%	104
I combine errands into a single trip		36.9%	213
I walk, bicycle or take the bus more		14.2%	82
I work from home more (or still)		12.1%	70
I carpool more		3.1%	18
Other		5.9%	34

QUESTION 4

Q4 Do you feel the Flagstaff transportation network sufficiently supports walking, bicycling and transit?

		%	Count
Yes		35.0%	200
No		65.0%	371

QUESTION 5

Please feel free to add a comment to your answers for questions 1 through 4.

Answered 329

Skipped 250


all better bicycle **bike biking bus** cars could dangerous **do don** drive driving **feel** flagstaff from futs **lanes like** make milton
more **need** paths people routes s **safe sidewalks** so some t too **town** traffic **transit** transportation walk walking **work**

Stride Forward On-line Survey #2

Tell us more! Let's take a deep dive into your travels about town.


QUESTION 6

Q5 Previous surveys identified Milton Road as unsafe and uncomfortable for walking and biking. More crossings will make it safer and delay cars. It takes 7 minutes to drive Milton Road. What additional time are willing to take knowing it improved conditions for walking and biking? (Pick one)



QUESTION 7

Q6 In our last survey people indicated bad weather discouraged them from walking or biking. Here are several reasons NOT to walk or bike in bad weather. Which reasons do you most frequently use (pick up to three)?



QUESTION 8

Q7 If you had the right gear (umbrella, all-weather shoes, light) how long in bad weather would you be willing to walk or bike to work, shopping, or a transit stop?






Stride Forward On-line Survey #2

Tell us more! Let's take a deep dive into your travels about town.

Average	10.38
Total	5,511.50
Count	531
Skipped	48

QUESTION 9

Q8 In our recent survey, many requested transit to areas like Doney Park, Kachina Village and Bellemont. There is currently no funding for this service. How much would you be willing to pay per year to support morning and evening commuter service to these areas?

		%	Count
\$50		27.8%	152
\$125		6.6%	36
\$150		6.2%	34
\$175		5.5%	30
\$0		36.7%	201
Other		17.2%	94

QUESTION 10

Please feel free to add a comment to your answers for questions 5 through 8.

Answered	174
Skipped	405

-7 all areas **bike** biking **bus** cars **do** don flagstaff from **get** how ice live milton minutes **more need** other pay people **q7** question road **service** so t than those time traffic **transit** transportation use Walk **walking weather** what


Stride Forward On-line Survey #2

Tell us more! Let's take a deep dive into your travels about town.

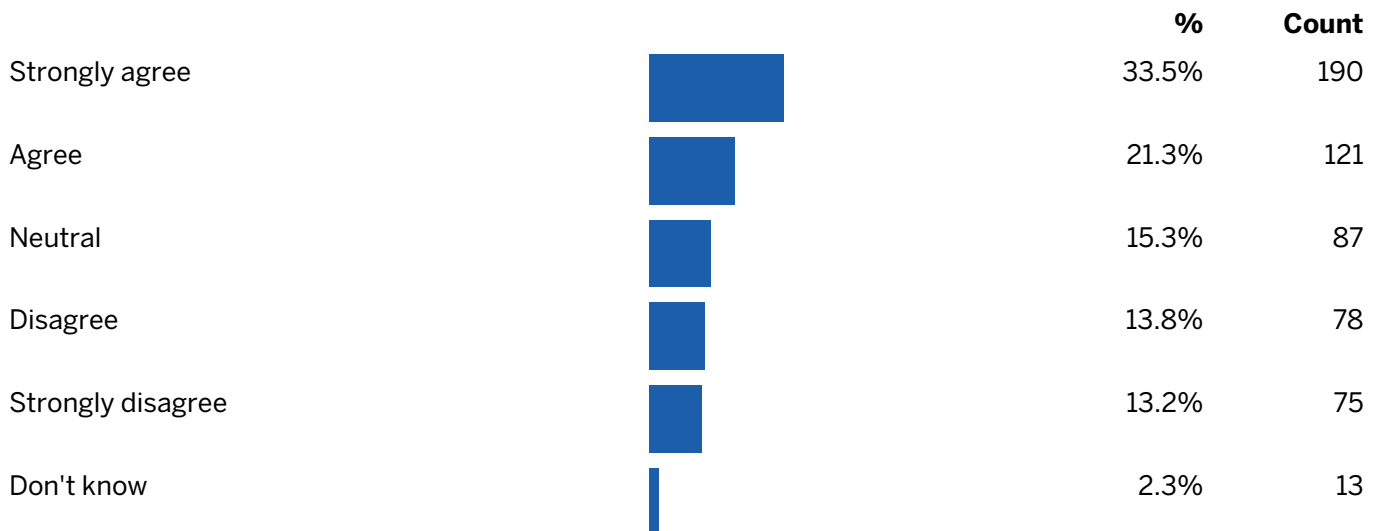
QUESTION 11

Q9 How strongly do you agree or disagree with these statement about multi-family housing?

Multi-family housing like small apartments of 2-3 stories or tri-plexes could fit into my neighborhood.



Multi-family housing of 4-5 stories over several blocks create nuisances.



Multi-family rentals are a necessary part of our affordable housing solutions.



Stride Forward On-line Survey #2

Tell us more! Let's take a deep dive into your travels about town.

		%	Count
Neutral		11.8%	67
Disagree		6.3%	36
Strongly disagree		8.1%	46
Don't know		1.9%	11

Multi-family ownership, like condominiums, are a necessary part of our affordable housing solutions.

		%	Count
Strongly agree		32.1%	182
Agree		39.7%	225
Neutral		13.4%	76
Disagree		4.9%	28
Strongly disagree		7.4%	42
Don't know		1.8%	10

QUESTION 12


Q10 A few more questions about multi-family housing. How strongly do you agree or disagree with these statements?

Multi-family neighborhoods are as safe as other neighborhoods.

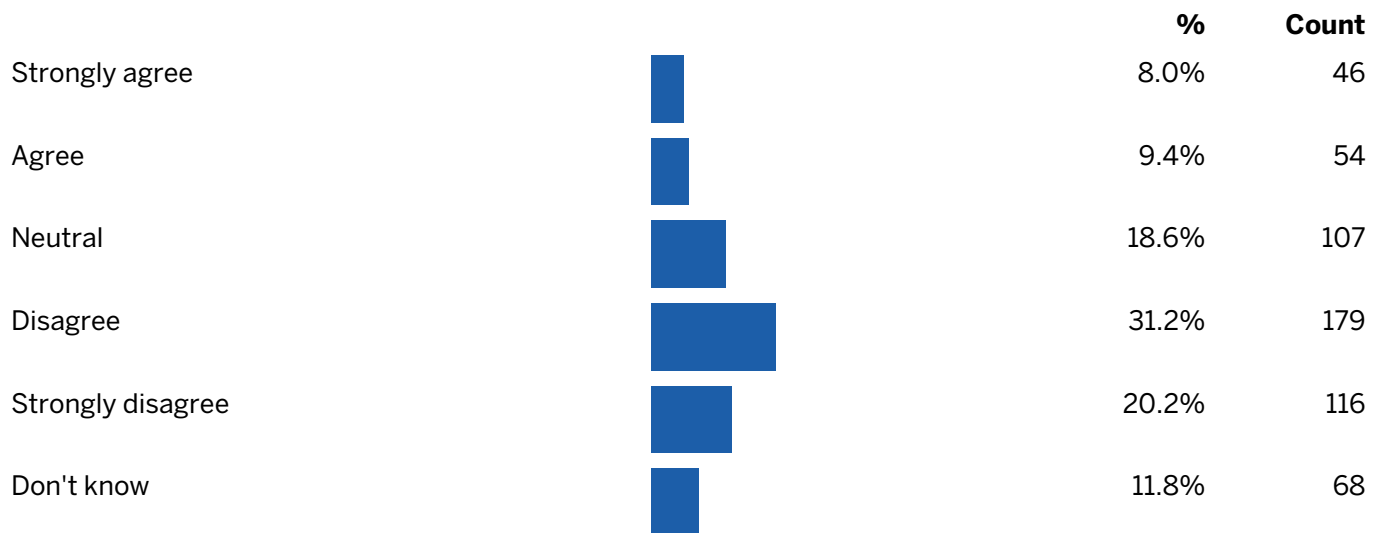
		%	Count
Strongly agree		18.3%	105
Agree		29.4%	169
Neutral		26.7%	153

Stride Forward On-line Survey #2

Tell us more! Let's take a deep dive into your travels about town.



Multi-family housing produces less traffic per unit than other housing types.









Multi-family complex features like gyms and playgrounds make them attractive places to live.



Denser housing including apartments, townhomes and duplexes, makes it more likely shopping will be in walking distance.

Stride Forward On-line Survey #2

Tell us more! Let's take a deep dive into your travels about town.

		%	Count
Strongly agree		17.8%	102
Agree		31.0%	178
Neutral		17.4%	100
Disagree		15.0%	86
Strongly disagree		9.4%	54
Don't know		9.1%	52

QUESTION 13




Please feel free to add comments to your selections.

Answered	165
Skipped	414

affordable all apartment apartments areas buildings built complexes denser density do family flagstaff high home homes housing how less like live make more multi multi-family need only people residents shopping so some student t they town traffic units want

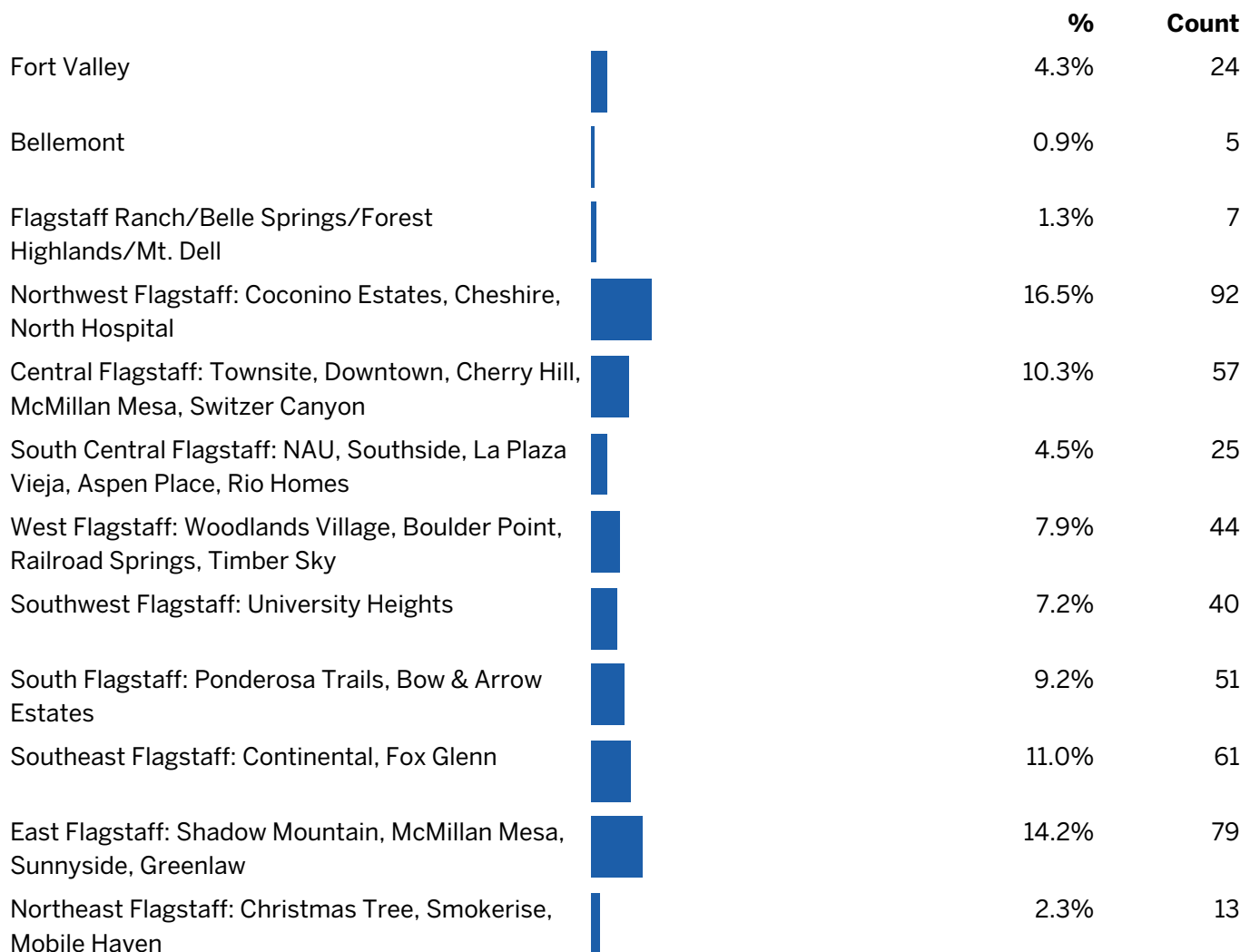
QUESTION 14

Where do you live? Select the area that best describes your location.

		%	Count
Doney Park/Fernwood		5.4%	30
Cosnino/Winona		1.1%	6
Kachina Village/Mountaineer		4.0%	22

Stride Forward On-line Survey #2

Tell us more! Let's take a deep dive into your travels about town.



QUESTION 15

Please select the age category that best describes you (pick one)



Stride Forward On-line Survey #2

Tell us more! Let's take a deep dive into your travels about town.

		%	Count
65+		20.6%	115
Declined to answer		3.4%	19

QUESTION 16

What is the highest grade of school or year of college that you have completed? (pick one)

		%	Count
High School Degree (Grade 12 or GED)		2.5%	14
Some college / Associate's Degree		10.7%	60
Bachelor's Degree		35.1%	196
Post-Bachelor's degree		49.4%	276
Don't know/Declined to answer		2.3%	13

QUESTION 17

What best describes your current employment situation (pick up to two)?

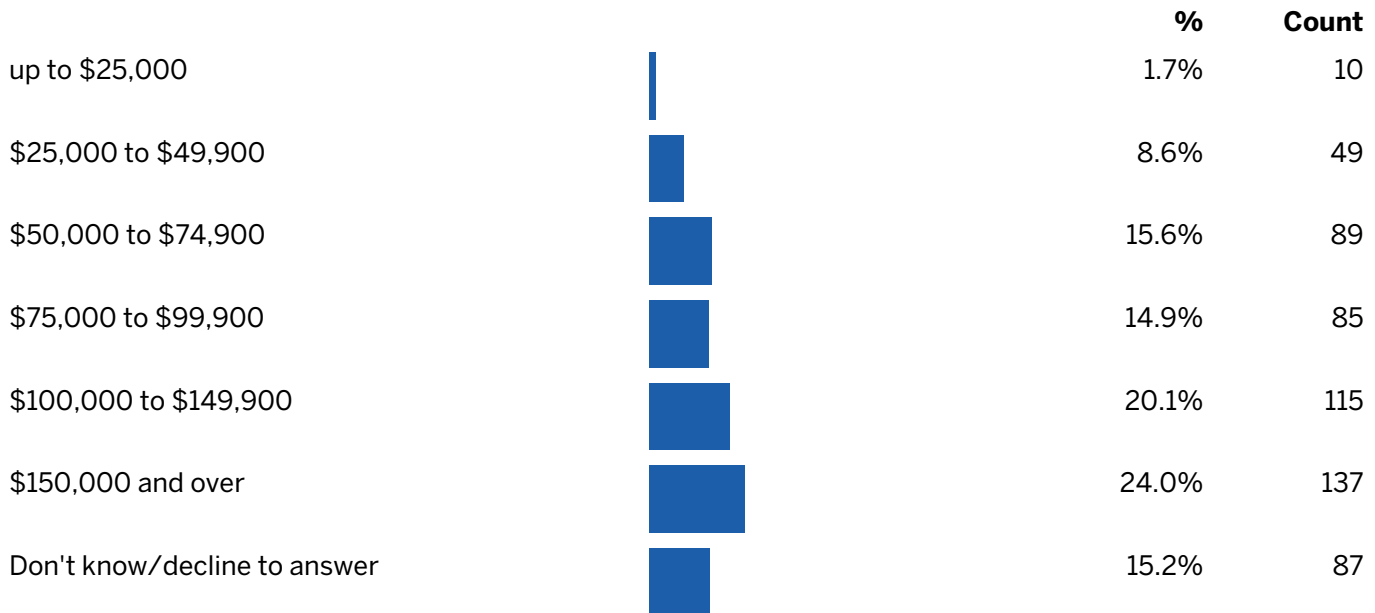
		%	Count
Full-time employee		63.1%	349
Part-time employee		7.8%	43
Unemployed		1.8%	10
NAU student		2.0%	11
Retired		22.8%	126
Other		7.1%	39

Stride Forward On-line Survey #2

Tell us more! Let's take a deep dive into your travels about town.

QUESTION 18

Which of the following income groups includes your total household income in 2021 before taxes? (pick one)



QUESTION 19

Are you of Hispanic, Latino, or Spanish origin (pick one)?









QUESTION 20

How do you describe yourself (pick one)?





Stride Forward On-line Survey #2

Tell us more! Let's take a deep dive into your travels about town.

		%	Count
Black or African American		0.2%	1
Native Hawaiian or Other Pacific Islander		0.2%	1
White		75.1%	428
More than one race		5.1%	29
Don't know/Unsure		0.9%	5
Declined to answer		16.5%	94

QUESTION 21

Which of these conditions, if any, create difficulties for getting you where you want to go? (check all that apply)

		%	Count
Seeing		1.0%	4
Hearing		1.9%	8
Moving		6.3%	26
Handling items		5.1%	21
Memory or processing		0.5%	2
Other		4.6%	19
None apply to me		82.9%	344

QUESTION 22

How do you describe your gender (pick one)?

Stride Forward On-line Survey #2

Tell us more! Let's take a deep dive into your travels about town.

		%	Count
Female		45.0%	257
Male		43.4%	248
Trans/Non-binary		0.5%	3
Decline to answer		11.0%	63

QUESTION 23

If you have any final comments for us. Please provide them here.

Answered 141

Skipped 438

all better **bike** community create **do** don family **flagstaff from** get homes housing just lanes like **live** make milton
more **need** neighborhoods new **out** people please road s **see** so some **survey** t thank them they town **traffic** transportation
who